


Mathematics Areas of Focus: Grade 6

Mission: Through mathematics, students communicate, make connections, reason, and represent the world quantitatively in order to pose and solve problems.

Standard 4.1 Number and Numerical Operations	
All students will develop number sense and will perform standard numerical operations and estimations on all types of numbers in a variety of ways.	
Big Idea: Numeric reasoning involves fluency and facility with numbers.	
4.1.6 A. Number Sense	
<p>Descriptive Statement: Number sense is an intuitive feel for numbers and a common sense approach to using them. It is a comfort with what numbers represent that comes from investigating their characteristics and using them in diverse situations. It involves an understanding of how different types of numbers, such as fractions and decimals, are related to each other, and how each can best be used to describe a particular situation. It subsumes the more traditional category of school mathematics curriculum called numeration and thus includes the important concepts of place value, number base, magnitude, and approximation and estimation.</p>	
Essential Questions	Enduring Understandings
<ul style="list-style-type: none"> ▪ How do mathematical ideas interconnect and build on one another to produce a coherent whole? (4.5C1; 4.5C6) ▪ How can we compare and contrast numbers? (4.5A4)** ▪ How can counting, measuring, or labeling help to make sense of the world around us? 	<ul style="list-style-type: none"> ▪ One representation may sometimes be more helpful than another; and, used together, multiple representations give a fuller understanding of a problem. ▪ A quantity can be represented numerically in various ways. Problem solving depends upon choosing wise ways. ▪ Numeric fluency includes both the understanding of and the ability to appropriately use numbers.
Areas of Focus	Comments and Examples
<p>1. Use real-life experiences, physical materials, and technology to construct meanings for numbers (unless otherwise noted, all indicators for grade 6 pertain to these sets of numbers as well): All integers ; All fractions as part of a whole, as subset of a set, as a location on a number line, and as divisions of whole numbers; All decimals.</p>	<p>It is important to note that the sets of numbers specified in this CPI also apply to the other grade 6 mathematics CPIs.</p> <p>Sample Multiple Choice (MC) Item: <i>This is how Anoki's thermometer looked on a cold morning in December.</i> <i>What temperature does the thermometer show?</i></p> <p style="margin-left: 20px;">a. 2°c b. -2°c c. 4°c * d. -4°c</p> <div style="text-align: right;">  </div>
<p>2. Recognize the decimal nature of United States currency and compute with money.</p>	<p>This is an area of focus in grade 5 and may be assessed at a higher level of understanding in grade 6.</p> <p>Sample Extended Constructed Response (ECR) Item: <i>Notebooks at the school store cost 75¢ each. Pens cost 50¢ each. How many different combinations of notebooks and pens could Hermit buy for \$5.00? Explain your reasoning.</i></p> <p>Sample Short Constructed Response (SCR) Item: <i>Yusuke has a \$5 bill. He wants to purchase 3 notebooks, for 75¢ each. How much money will Yusuke have left after purchasing the 3 notebooks? (Answer: \$2.75)</i></p> <p>Sample Multiple Choice (MC) Item: <i>Tim has a \$5 bill. He wants to purchase 3 notebooks, for 75¢ each. How much money will Tim have left after purchasing the notebooks?</i></p> <p style="margin-left: 20px;">a. \$2.25 * b. \$2.75 c. \$3.75 d. \$4.25</p>
<p>3. Demonstrate a sense of the relative magnitudes of numbers.</p>	<p>Instructional/Assessment Focus:</p> <ul style="list-style-type: none"> • Includes, for example, the recognition that when adding one hundred and one million, the answer would be very close to one million.
<p>4. Explore the use of ratios and proportions in a variety of situations.</p>	<p>Instructional Focus:</p> <ul style="list-style-type: none"> • This content should be introduced at this grade level, but mastery of the content is not assessed in statewide assessment at this grade level.
<p>5. Understand and use whole-number percents between 1 and 100 in a variety of situations.</p>	

Focal points at this grade level are BOLDED

*Correct answer to a multiple-choice item

**Process Standard 4.5 imbedded in content

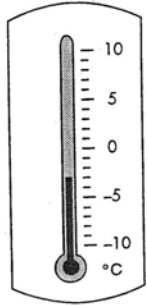
6. Use whole numbers, fractions, and decimals to represent equivalent forms of the same number.	This is an area of focus in grade 5 and may be assessed at a higher level of understanding in grade 6.										
7. Develop and apply number theory concepts in problem solving situations. <ul style="list-style-type: none"> Primes, factors, multiples Common multiples, common factors <u>Least common multiple, greatest common factor</u> 	The third bullet of this CPI was added by the State Board of Education on January 9, 2008.										
8. Compare and order numbers.	<p>Instructional/Assessment Focus:</p> <ul style="list-style-type: none"> Refers to integers, fractions, and decimals, as specified in 4.1.6A1; and Students might be asked to put numbers (including fractions and decimals) in order from least to greatest. <p>Sample MC Item: The table below shows the low temperatures of four New Jersey Cities on one winter night.</p> <table border="1"> <thead> <tr> <th>CITY</th> <th>TEMPERATURE</th> </tr> </thead> <tbody> <tr> <td>Gloucester</td> <td>3°F</td> </tr> <tr> <td>New Brunswick</td> <td>0°F</td> </tr> <tr> <td>Elizabeth</td> <td>-8°F</td> </tr> <tr> <td>Paterson</td> <td>-5°F</td> </tr> </tbody> </table> <p>Which city had the lowest temperature that night? a. Gloucester b. New Brunswick * c. Elizabeth d. Paterson</p>	CITY	TEMPERATURE	Gloucester	3°F	New Brunswick	0°F	Elizabeth	-8°F	Paterson	-5°F
CITY	TEMPERATURE										
Gloucester	3°F										
New Brunswick	0°F										
Elizabeth	-8°F										
Paterson	-5°F										

4.1.6 B. Numerical Operations

Descriptive Statement: Numerical Operations are an essential part of the mathematics curriculum, especially in the elementary grades. Students must be able to select and apply various computational methods, including mental math, pencil-and-paper techniques, and the use of calculators. Students must understand how to add, subtract, multiply, and divide whole numbers, fractions, decimals, and other kinds of numbers. With the availability of calculators that perform these operations quickly and accurately, the instructional emphasis now is on understanding the meanings and uses of these operations, and on estimation and mental skills, rather than solely on the development of paper-and-pencil proficiency.

Essential Questions	Enduring Understandings
<ul style="list-style-type: none"> What makes a computational strategy both effective and efficient? (4.5D1)** How do operations affect numbers? How do mathematical representations reflect the needs of society across cultures? (An essential question with broad applicability across multiple standards) (4.5C5)** 	<ul style="list-style-type: none"> Computational fluency includes understanding the meaning and the appropriate use of numerical operations. The magnitude of numbers affects the outcome of operations on them. In many cases, there are multiple algorithms for finding a mathematical solution, and those algorithms are frequently associated with different cultures.

Areas of Focus	Comments and Examples
----------------	-----------------------

1. Recognize the appropriate use of each arithmetic operation in problem situations.	<p>Instructional/Assessment Focus:</p> <ul style="list-style-type: none"> The intent is that students not only recognize the appropriate use of arithmetic operations in the work of others, but that they also be able to appropriately use those operations themselves. <p>Sample MC Item: The thermometer shows that the temperature outside is -3°C. What would the temperature be if it were 7 degrees warmer?</p> <p>a. -10°C b. -3°C c. 3°C * d. 4°C</p> 
---	---

3. Construct, use, and explain procedures for performing calculations with fractions and decimals with: Pencil-and-paper; Mental math; Calculator.	<p>Instructional/Assessment Focus:</p> <ul style="list-style-type: none"> This is an area of focus in grade 5 for addition and subtraction and may be assessed at a higher level of understanding in grade 6. <p>Sample ECR Item: Jan brought eight 2-liter bottles of soda to the class party. At the end of the party, one bottle was $\frac{1}{2}$ full, a second bottle contained 0.5 liters of soda, and a third bottle was $\frac{3}{5}$ full. The other 5 bottles were empty. How much soda did the students drink during the class party? Show one way to get the answer to this problem. Explain your method. Show another way to get the answer to this problem. Explain your method.</p>
---	--

Focal points at this grade level are BOLDED
*Correct answer to a multiple-choice item
**Process Standard 4.5 imbedded in content

	<p>Sample MC Item: Janis surveyed the students in her class and discovered that $\frac{2}{3}$ of the class rides bicycles. There are 24 students in the class. How many of them ride bicycles? a. 12 *b. 16 c. 18 d. 20</p> <p>Sample SC Item: Sandra's dad works in a neighborhood pizza shop. He brought $6\frac{1}{2}$ pizzas to Sandra's girl scout meeting on Tuesday evening. If each girl ate $\frac{1}{4}$ of a pizza, how many girls could be fed with the $6\frac{1}{2}$ pizzas? (Answer: 26 girls)</p>
3. Use an efficient and accurate pencil-and-paper procedure for division of a 3-digit number by a 2-digit number.	<p>Instructional/Assessment Focus:</p> <ul style="list-style-type: none"> This is an area of focus in grade 5, but application to decimals is in grade 6. <p>Sample SCR Item: Sixteen students decide to share the cost of a DVD rental for a party. The DVD rental is \$5.76. How much will each of them have to pay? (Answer: 36¢ or \$0.36)</p> <p>Sample SCR Item: Irma has \$10.00 to spend on pencils. Each pencil costs \$.40. How many pencils can she buy? (Answer: 25 pencils)</p>
4. Select pencil-and-paper, mental math, or a calculator as the appropriate computational method in a given situation depending on the context and numbers.	Assessment of this CPI is generally within the context of one or more of the other content CPIs.
5. Find squares and cubes of whole numbers.	<p>Sample MC Item: Which of the following numbers cannot be the area of a square whose sides have lengths given in whole numbers? a. 25 *b. 84 c. 169 d. 196</p>
6. Check the reasonableness of results of computations.	<p>Instructional/Assessment Focus: Includes:</p> <ul style="list-style-type: none"> Identifying unreasonable answers obtained using a calculator; Using inverse operations to check solutions; Reasoning (4.5D2) and communication (4.5B2)**; Solving problems (4.5A2)** involving this recognition; and Application to all fractions, decimals, and integers, as specified in 4.1.6A1. <p>This is an area of focus in grade 5 and may be assessed at a higher level of understanding in grade 6.</p>
7. Understand and use the various relationships among operations and properties of operations.	The "properties of operations" referred to include those specifically listed in 4.3.2D1, 4.3.3D1, 4.3.4D1, or 4.3.6D2 (commutative properties, identity elements, reciprocals, associative properties, distributive property, and multiplication or division by zero).
8. Understand and apply the standard algebraic order of operations for the four basic operations, including appropriate use of parentheses.	<p>Sample MC Item: Evaluate $3 + 2 \times 4$. a. 24 b. 20 *c. 11 d. 9</p>
4.1.6 C. Estimation	
<p>Descriptive Statement: Estimation is a process that is used constantly by mathematically capable adults, and one that can be easily mastered by children. It involves an educated guess about a quantity or an intelligent prediction of the outcome of a computation. The growing use of calculators makes it more important than ever that students know when a computed answer is reasonable; the best way to make that determination is through the use of strong estimation skills. Equally important is an awareness of the many situations in which an approximate answer is as good as, or even preferable to, an exact one. Students can learn to make these judgments and use mathematics more powerfully as a result.</p>	
Essential Questions	Enduring Understandings
<ul style="list-style-type: none"> How can we decide when to use an exact answer and when to use an estimate? 	<ul style="list-style-type: none"> Context is critical when using estimation.
Areas of Focus	Comments and Examples
1. Use a variety of estimation strategies for both number and computation.	Assessment of this CPI is generally within the context of one or more of the other content CPIs.
2. Recognize when an estimate is appropriate, and understand the usefulness of an estimate as distinct from an exact answer.	<p>"Understand" here implies "explain," consistent with 4.5B1 and 4.5B2**.</p> <p>This is an area of focus in grade 4 and may be assessed at a higher level of understanding in grade 6.</p>
3. Determine the reasonableness of an answer by estimating the result of operations.	
4. Determine whether a given estimate is an overestimate or an underestimate.	This is an area of focus in grade 5 and may be assessed at a higher level of understanding in grade 6.

Focal points at this grade level are BOLDED
 *Correct answer to a multiple-choice item
 **Process Standard 4.5 imbedded in content

Standard 4.2 Geometry and Measurement

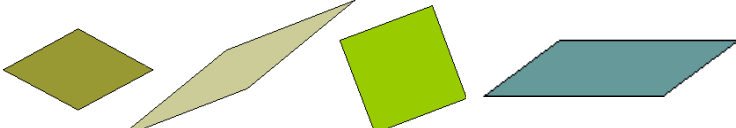
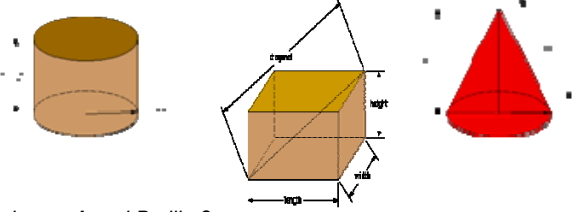
All students will develop spatial sense and the ability to use geometric properties, relationships, and measurement to model, describe and analyze phenomena.

Big Idea Geometry: Spatial sense and geometric relationships are a means to solve problems and make sense of a variety of phenomena.

Big Idea Measurement: Measurement is a tool to quantify a variety of phenomena.

4.2.6 A. Geometric Properties

Descriptive Statement: This includes identifying, describing and classifying standard geometric object, describing and comparing properties of geometric objects, making conjectures concerning them, and using reasoning and proof to verify or refute conjectures and theorems. Also included here are such concepts as symmetry, congruence, and similarity.

Essential Questions	Enduring Understandings
<ul style="list-style-type: none"> ▪ How can spatial relationships be described by careful use of geometric language? ▪ How do geometric relationships help us to solve problems and/or make sense of phenomena? 	<ul style="list-style-type: none"> ▪ Geometric properties can be used to construct geometric figures. (4.5D1; 4.5D2; 4.5E3)** ▪ Geometric relationships provide a means to make sense of a variety of phenomena.
Areas of Focus	Comments and Examples
<p>1. Understand and apply concepts involving lines and angles: Notation for line, ray, angle, line segment; . Properties of parallel, perpendicular, and intersecting lines; Sum of the measures of the interior angles of a triangle is 180°.</p>	<p>"Understand and apply" here means "define, recognize, and apply." It is assumed at grade 6 that students will be familiar with and be able to use the notation for "parallel" and "perpendicular."</p>
<p>2. Identify, describe, compare, and classify polygons and circles: Triangles by angles and sides; Quadrilaterals, including squares, rectangles, parallelograms, trapezoids, rhombi; Polygons by number of sides; Equilateral, equiangular, regular; All points equidistant from a given point form a circle.</p>	<p>Sample MC Item: Which of the following figures is not a rhombus?</p> <p style="text-align: center;">a. b. c. * d.</p> 
<p>3. Identify similar figures.</p>	<p>This is an area of focus in grade 5 and may be assessed at a higher level of understanding in grade 6.</p>
<p>4. Understand and apply the concepts of congruence and symmetry (line and rotational).</p>	<p>This is an area of focus in grade 5 and may be assessed at a higher level of understanding in grade 6.</p>
<p>5. Compare properties of cylinders, prisms, cones, pyramids, and spheres.</p>	<p>Sample ECR Item: Here are three boxes that are used for cereal:</p> <p style="text-align: center;">A B C</p>  <ul style="list-style-type: none"> • How are boxes A and B alike? • How is box C different from boxes A and B? • How is box B different from boxes A and C?
<p>6. Identify, describe, and draw the faces or shadows (projections) of three-dimensional geometric objects from different perspectives.</p>	
<p>7. Identify a three-dimensional shape with given projections (top, front and side views).</p>	<p>"Identify" here means to recognize and differentiate from other shapes.</p>

<p>5. Use measurements and estimates to describe and compare phenomena.</p>	<p>Sample SCR Item: Ten inches of snow is equivalent to one inch of rain. If the forecast is for 3 inches of rain in the next 24 hours, how much snow will accumulate if the temperature drops below freezing, and it snows instead of raining? (Answer: 30 in. or 2 ½ ft)</p>
<p>4.2.6 E. Measuring Geometric Objects</p>	
<p>Descriptive Statement: This area focuses on applying the knowledge and understandings of units of measurement in order to actually perform measurement. While students will eventually apply formulas, it is important they develop and apply strategies that derive from their understanding of the attributes. In addition to measuring objects directly, students apply indirect measurement skills, using, for example, similar triangles and trigonometry.</p>	
<p>Essential Questions</p>	<p>Enduring Understandings</p>
<ul style="list-style-type: none"> ▪ How can measurements be used to solve problems? (4.5A6)** 	<ul style="list-style-type: none"> ▪ Everyday objects have a variety of attributes, each of which can be measured in many ways. ▪ What we measure affects how we measure it. (4.5A4; 4.5A6)** ▪ Measurements can be used to describe, compare, and make sense of phenomena.
<p>Areas of Focus</p>	<p>Comments and Examples</p>
<p>1. Use a protractor to measure angles.</p>	<p>This is an area of focus in grade 5 and may be assessed at a higher level of understanding in grade 6.</p>
<p>2. Develop and apply strategies and formulas for finding perimeter and area. Triangle, square, rectangle, parallelogram, and trapezoid; Circumference and area of a circle.</p>	<p>Sample SCR Item: A fountain is built in the shape of a circle. The fountain is 10 feet across at the widest part. What is the area of the floor of the fountain? (Answer: Approximately 78 1/2 square feet)</p>
<p>3. Develop and apply strategies and formulas for finding the surface area and volume of rectangular prisms and cylinders.</p>	<p>Sample MC Item: The area of the base of a cereal box is 12 square inches. The box is 10 inches high. What is its volume? * a. 120 cu. in. b. 60 cu. in. c. 40 cu. in. d. 22 cu. in.</p>
<p>4. Recognize that shapes with the same perimeter do not necessarily have the same area and vice versa.</p>	<p>Instructional/Assessment Focus:</p> <ul style="list-style-type: none"> • Students are expected to solve problems (4.5A2)** involving this recognition • Assessment of this CPI is generally within the context of CPI 4.2.6E2.
<p>5. Develop informal ways of approximating the measures of familiar objects (e.g., use a grid to approximate the area of the bottom of one's foot).</p>	

<p>Standard 4.3 Patterns and Algebra</p>	
<p>All students will represent and analyze relationships among variable quantities and solve problems involving patterns, functions, and algebraic concepts and processes.</p>	
<p>Big Idea: Algebra provides language through which we communicate the patterns in mathematics.</p>	
<p>4.3.6 A. Patterns</p>	
<p>Descriptive Statement: Algebra provides the language through which we communicate the patterns in mathematics. From the earliest age, students should be encouraged to investigate the patterns that they find in numbers, shapes, and expressions, and by doing so, to make mathematical discoveries. They should have opportunities to analyze, extend, and create a variety of patterns and to use pattern-based thinking to understand and represent mathematical and other real-world phenomena.</p>	
<p>Essential Questions</p>	<p>Enduring Understandings</p>
<ul style="list-style-type: none"> ▪ How can change be best represented mathematically?(4.5C1; 4.5F1; 4.5F2; 4.5F3; 4.5F4)** ▪ How can patterns, relations, and functions be used as tools to best describe and help explain real-life situations? (4.5C1) 	<ul style="list-style-type: none"> ▪ The symbolic language of algebra is used to communicate and generalize the patterns in mathematics. ▪ Algebraic representation can be used to generalize patterns and relationships.
<p>Areas of Focus</p>	<p>Comments and Examples</p>
<p>1. Recognize, describe, extend, and create patterns involving whole numbers and rational numbers: Descriptions using tables, verbal rules, simple equations, and graphs; Formal iterative formulas (e.g., NEXT = NOW * 3); Recursive patterns, including Pascal's Triangle (where each entry is the sum of the entries above it); and the Fibonacci Sequence: 1, 1, 2, 3, 5, 8, . . . (where NEXT = NOW + PREVIOUS).</p>	<p>Sample MC Item: Which equation fits this pattern? 2, 6, 18, 54, . . . a. NEXT = NOW + 4 b. NEXT = NOW + 3 * c. NEXT = 3 * NOW d. NEXT = NOW / 3</p>

Focal points at this grade level are BOLDED
 *Correct answer to a multiple-choice item
 **Process Standard 4.5 imbedded in content

4.3.6 B. Functions & Relationships

Descriptive Statement: The function concept is one of the most fundamental unifying ideas of modern mathematics. Students begin their study of functions in the primary grades, as they observe and study patterns. As students grow and their ability to abstract matures, students form rules, display information in a table or chart, and write equations which express the relationships they have observed. In high school, they use the more formal language of algebra to describe these relationships.

Essential Questions	Enduring Understandings
<ul style="list-style-type: none"> ▪ How are patterns of change related to the behavior of functions? (4.5F1; 4.5F2; 4.5F3; 4.5F4)** 	<ul style="list-style-type: none"> ▪ Patterns and relationships can be represented graphically, numerically, symbolically, or verbally. (4.5E1)**
Areas of Focus	Comments and Examples
<p>1. Describe the general behavior of functions given by formulas or verbal rules (e.g., graph to determine whether increasing or decreasing, linear or not).</p>	<p>Sample Classroom Performance Task: <i>Students are split into groups. Each group receives a large bottle of water and 10 smaller water bottles. Each group also receives a stack of paper or plastic cups—one group receives 2 oz. cups; one group receives 3 oz. cups; one group receives 4 oz. cups; etc.</i> <i>The students in each group first fill up the cups from the large bottle only. Students record the number of cups filled. The students then fill up additional cups from one small water bottle, recording the total number of cups filled with water. In each group, the process is repeated until the 10 small water bottles have been emptied.</i> <i>Each group will then prepare a graph of the number of cups filled vs. the number of bottles emptied. Each group then shares the results with the rest of the class. The class compares and contrasts the graphs.</i> <i>Individual students then attempt, for each size cup, to describe the relationship between the number of bottles and the number of cups that could be filled.</i></p>

4.3.6 C. Modeling

Descriptive Statement: Algebra is used to model real situations and answer questions about them. This use of algebra requires the ability to represent data in tables, pictures, graphs, equations or inequalities, and rules. Modeling ranges from writing simple number sentences to help solve story problems in the primary grades to using functions to describe the relationship between two variables, such as the height of a pitched ball over time. Modeling also includes some of the conceptual building blocks of calculus, such as how quantities change over time and what happens in the long run (limits).

Essential Questions	Enduring Understandings
<ul style="list-style-type: none"> ▪ How can we use mathematical models to describe physical relationships? (4.5E2)** ▪ How can we use physical models to clarify mathematical relationships? (4.5E3)** 	<ul style="list-style-type: none"> ▪ Mathematical models can be used to describe and quantify physical relationships. (4.5E2)** ▪ Physical models can be used to clarify mathematical relationships. (4.5E3)**
Areas of Focus	Comments and Examples
<p>1. Use patterns, relations, and linear functions to model situations: Using variables to represent unknown quantities; Using concrete materials, tables, graphs, verbal rules, algebraic expressions/equations/inequalities.</p>	<p>Sample MC Item: Dorothy has \$3.00 on September 1. Each week she earns \$5.00. Which number sentence shows how much money she will have in 10 weeks?</p> <p>* a. $D = 3 + 5(10)$ b. $D = 5(10)$ c. $D = 3(5) + 10$ d. $D = 3(10) + 5$</p>
<p>2. Draw freehand sketches of graphs that model real phenomena and use such graphs to predict and interpret events: Changes over time; Relations between quantities; Rates of change (e.g., when is plant growing slowly/rapidly, when is temperature dropping most rapidly/slowly).</p>	

Focal points at this grade level are BOLDED
 *Correct answer to a multiple-choice item
 **Process Standard 4.5 imbedded in content

4.3.6 D. Procedures

Descriptive Statement: Techniques for manipulating algebraic expressions - procedures - remain important, especially for students who may continue their study of mathematics in a calculus program. Utilization of algebraic procedures includes understanding and applying properties of numbers and operations, using symbols and variables appropriately, working with expressions, equations, and inequalities, and solving equations and inequalities.

Essential Questions	Enduring Understandings
<ul style="list-style-type: none"> ▪ What makes an algebraic algorithm both effective and efficient? (4.5D1)** 	<ul style="list-style-type: none"> ▪ Algebraic and numeric procedures are interconnected and build on one another to produce a coherent whole. ▪ Reasoning and/or proof can be used to verify or refute conjectures or theorems in algebra. (4.5D1; 4.5D3; 4.5D4; 4.5D5)**
Areas of Focus	Comments and Examples
<p>1. Solve simple linear equations with manipulatives and informally: Whole-number coefficients only, answers also whole numbers; Variables on one or both sides of equation.</p>	
<p>2. Understand and apply the properties of operations and numbers: Distributive property; The product of a number and its reciprocal is 1.</p>	<p>Sample MC Item: <i>Kathy tells a friend that she can multiply 2-digit numbers in her head using the distributive property. She gives the following example to her friend.</i></p> $18 \times 12 = (18 \times 10) + (18 \times 2)$ $= 180 + 36$ $= 216$ <p><i>Using Kathy's method, how could you multiply 32×15?</i></p> <ul style="list-style-type: none"> a. $(30 \times 10) + (20 \times 5)$ * b. $(32 \times 10) + (32 \times 5)$ c. $(30 \times 10) + (2 \times 5)$ d. $(30 \times 5) + (2 \times 10)$
<p>3. Evaluate numerical expressions.</p>	<p>Sample SCR Item: <i>Maria wants to find the perimeter of a 10-foot by 13-foot room. She does this by performing the following computation:</i></p> $2(10) + 2(13)$ <p><i>If she performs her computation correctly, what will she get for the perimeter of the room in feet? (Answer: 46 ft)</i></p> <p>Sample SCR Item: <i>Evaluate:</i></p> $\frac{3 + 4(5 - 2)}{5(3 + 1)} \quad (\text{Answer: } 15/20 \text{ or } 3/4 \text{ or } 0.75)$ <p>Inappropriate assessment item for this CPI: <i>(This would be a grade 7 item—CPI 4.3.7D3)</i></p> <p><i>Evaluate the following expression for $X = 3$:</i></p> $\frac{4(X - 2)}{5(X + 1)}$
<p>4. Extend understanding and use of inequality: Symbols.</p>	<p>This CPI means that students will be able to correctly interpret and use the symbols for "greater than or equal to," "not equal to," and "less than or equal to."</p> <p>Assessment of this CPI is generally within the context of one or more of the other content CPIs.</p>

Standard 4.4 Data Analysis, Probability, and Discrete Mathematics

All students will develop an understanding of the concepts and techniques of data analysis, probability, and discrete mathematics, and will use them to model situations, solve problems, and analyze and draw appropriate inferences from data.

Big Idea Data Analysis: Reading, understanding, interpreting, and communicating data are critical in modeling a variety of real-world situations, drawing appropriate inferences, making informed decisions, and justifying those decisions.

Big Idea Probability: Probability quantifies the likelihood that something will happen and enables us to make predictions and informed decisions.

Big Idea Discrete Mathematics: Discrete mathematics consists of tools and strategies for representing, organizing, and interpreting non-continuous data.

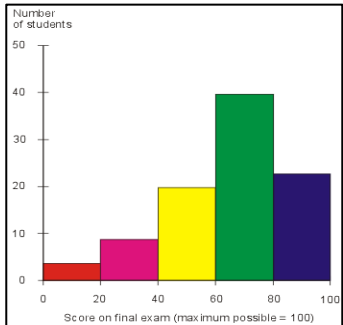
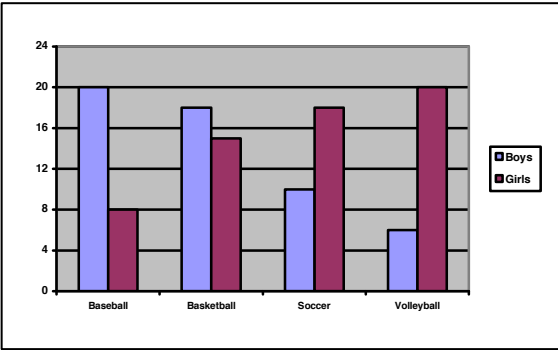
Focal points at this grade level are BOLDED

*Correct answer to a multiple-choice item

**Process Standard 4.5 imbedded in content

4.4.6 A. Data Analysis

Descriptive Statement: In today's information-based world, students need to be able to read, understand, and interpret data in order to make informed decisions. In the early grades, students should be involved in collecting and organizing data, and in presenting it using tables, charts, and graphs. As they progress, they should gather data using sampling, and should increasingly be expected to analyze and make inferences from data, as well as to analyze data and inferences made by others.

Essential Questions	Enduring Understandings
<ul style="list-style-type: none"> ▪ How can the collection, organization, interpretation, and display of data be used to answer questions? (4.5A4; 4.5A6; 4.5E1; 4.5E2; 4.5F1; 4.5F6)** 	<ul style="list-style-type: none"> ▪ The message conveyed by the data depends on how the data is collected, represented, and summarized. (4.5A6; 4.5D6; 4.5E1; 4.5E2; 4.5E3)** ▪ The results of a statistical investigation can be used to support or refute an argument. (4.5D1; 4.5D3; 4.5D5; 4.5E2; 4.5E3; 4.5F6)**
Areas of Focus	Comments and Examples
<p>1. Collect, generate, organize, and display data: Data generated from surveys</p> <p>2. Read, interpret, select, construct, analyze, generate questions about, and draw inferences from displays of data: Bar graph, line graph, circle graph, table, histogram; Range, median, and mean; Calculators and computers used to record and process information.</p> <p>2. (Continuation) Read, interpret, select, construct, analyze, generate questions about, and draw inferences from displays of data: Bar graph, line graph, circle graph, table, histogram; Range, median, and mean; Calculators and computers used to record and process information.</p> <p>3. Respond to questions about data, generate their own questions and hypotheses, and formulate strategies for answering their questions and testing their hypotheses.</p>	<p>This is an area of focus in grade 5, and assessment of it is generally within the context of CPI 4.4.6A2.</p> <p>Instructional/Assessment Focus:</p> <ul style="list-style-type: none"> ▪ The histogram, which is new at this grade level. <p>Sample MC Item: The histogram below shows the final exam scores in math for all of the sixth graders at the Captain Kirk Middle School.</p> <div style="text-align: center;">  </div> <p>Approximately how many students took this exam? a. 5 b. 40 c. 70 *d. 95</p> <p>Sample MC Item: Irma asked some students which sport they most enjoyed playing. She displayed the results on the double-bar graph below.</p> <div style="text-align: center;">  </div> <p>Which sport was preferred by the greatest number of students? a. Baseball * b. Basketball c. Soccer d. Volleyball</p> <p>Assessment of this CPI is generally within the context of CPI 4.4.6A2.</p>

4.4.6 B. Probability

Descriptive Statement: Students need to understand the fundamental concepts of probability so that they can interpret weather forecasts, avoid unfair games of chance, and make informed decisions about medical treatments whose success rate is provided in terms of percentages. They should regularly be engaged in predicting and determining probabilities, often based on experiments (like flipping a coin 100 times), but eventually based on theoretical discussions of probability that make use of systematic counting strategies. High school students should use probability models and solve problems involving compound events and sampling.

Essential Questions	Enduring Understandings										
<ul style="list-style-type: none"> How can experimental and theoretical probabilities be used to make predictions or draw conclusions? (4.5D5; 4.5D6)** 	<ul style="list-style-type: none"> Experimental results tend to approach theoretical probabilities after a large number of trials. 										
Areas of Focus	Comments and Examples										
<p>1. Determine probabilities of events: Event, complementary event, probability of an event; Multiplication rule for probabilities; Probability of certain event is 1 and of impossible event is 0; Probabilities of event and complementary event add up to 1.</p>	<p>Sample SCR Item: Nick has designed a spinner with the numbers 1, 2, 3, 4, 5, and 6 being used to label the six sections. Nick made some of the numbered sections larger than others, so the probability of spinning an odd number was $\frac{7}{12}$. What was the probability of spinning an even number? (Answer: $\frac{5}{12}$)</p>										
<p>2. Determine probability using intuitive, experimental, and theoretical methods (e.g., using model of picking items of different colors from a bag): Given numbers of various types of items in a bag, what is the probability that an item of one type will be picked; Given data obtained experimentally, what is the likely distribution of items in the bag?</p>	<p>Sample SCR Item: A bag contains 5 red marbles, 8 blue marbles, and 7 green marbles. Arturo reaches into the bag and removes one marble. What is the probability that marble is red? (Answers: .25, $\frac{1}{4}$, $\frac{5}{20}$, or 25%)</p> <p>Sample MC Item: Kathy's brother put 8 marbles into a bag without showing Kathy the colors. She reaches into the bag without looking, pulls out a marble, records the color, and puts the marble back into the bag. She repeats this process several times. The chart below shows her results:</p> <table border="1" style="margin-left: auto; margin-right: auto;"> <thead> <tr> <th colspan="2" style="text-align: center;">MARBLES</th> </tr> <tr> <th style="text-align: center;">Color</th> <th style="text-align: center;">Number of Times Picked</th> </tr> </thead> <tbody> <tr> <td style="text-align: center;">Blue</td> <td style="text-align: center;"> </td> </tr> <tr> <td style="text-align: center;">Red</td> <td style="text-align: center;"> </td> </tr> <tr> <td style="text-align: center;">Yellow</td> <td style="text-align: center;">+ + + + </td> </tr> </tbody> </table> <p>Which of the following is the most likely number and color of marbles in the bag?</p> <ol style="list-style-type: none"> 4 Blue, 2 Red, 10 Yellow 2 Blue, 1 Red, 4 Yellow 3 Blue, 2 Red, 5 Yellow 2 Blue, 1 Red, 5 Yellow 	MARBLES		Color	Number of Times Picked	Blue		Red		Yellow	+ + + +
MARBLES											
Color	Number of Times Picked										
Blue											
Red											
Yellow	+ + + +										
<p>3. Explore compound events.</p>	<p>Instructional Focus:</p> <ul style="list-style-type: none"> This Content should be introduced at this grade level, but mastery of the content is not assessed in statewide assessment at this grade level. 										
<p>4. Model situations involving probability using simulations (with spinners, dice) and theoretical models.</p>	<p>Instructional Focus:</p> <ul style="list-style-type: none"> This CPI is largely an instructional CPI. Assessment of this CPI is generally within the context of one or more of the other content CPIs. 										
<p>5. Recognize and understand the connections among the concepts of independent outcomes, picking at random, and fairness.</p>	<p>Instructional Focus:</p> <ul style="list-style-type: none"> This is the year in which the concept of fairness is introduced. Statewide assessment of the concept should receive greater attention in later grades. 										

4.4.6 C. Discrete Mathematics - Systematic Listing And Counting

Descriptive Statement: Development of strategies for listing and counting can progress through all grade levels, with middle and high school students using the strategies to solve problems in probability. Primary students, for example, might find all outfits that can be worn using two coats and three hats; middle school students might systematically list and count the number of routes from one site on a map to another; and high school students might determine the number of three-person delegations that can be selected from their class to visit the mayor.

Essential Questions	Enduring Understandings
<ul style="list-style-type: none"> How can attributes be used to classify data/objects? What is the best way to solve this? What counting strategy works best here? 	<ul style="list-style-type: none"> Grouping by attributes (classification) can be used to answer mathematical questions. (4.5E1; 4.5E3)** Algorithms can effectively and efficiently be used to quantify and interpret discrete information.

Focal points at this grade level are BOLDED
 *Correct answer to a multiple-choice item
 **Process Standard 4.5 imbedded in content

Areas of Focus	Comments and Examples												
1. Solve counting problems and justify that all possibilities have been enumerated without duplication: Organized lists, charts, tree diagrams, tables; Venn diagrams.													
2. Apply the multiplication principle of counting: Simple situations (e.g., you can make $3 \times 4 = 12$ outfits using 3 shirts and 4 skirts); Number of ways a specified number of items can be arranged in order (concept of permutation); Number of ways of selecting a slate of officers from a class (e.g., if there are 23 students and 3 officers, the number is $23 \times 22 \times 21$).	<p>Sample MC Item: <i>At the Morse family reunion, everyone made ice cream sundaes for dessert. The following sundae "makings" were available:</i></p> <table border="0" style="width: 100%;"> <tr> <td style="text-align: center;"><u>Ice Cream Flavors</u></td> <td style="text-align: center;"><u>Sauces</u></td> <td style="text-align: center;"><u>Toppings</u></td> </tr> <tr> <td style="text-align: center;">chocolate</td> <td style="text-align: center;">chocolate</td> <td style="text-align: center;">whipped cream</td> </tr> <tr> <td style="text-align: center;">vanilla</td> <td style="text-align: center;">strawberry</td> <td style="text-align: center;">nuts</td> </tr> <tr> <td style="text-align: center;">strawberry</td> <td></td> <td style="text-align: center;">sprinkles</td> </tr> </table> <p><i>How many different sundaes could be made using one choice from each column, if you start with ice cream, then add sauce, and then add a topping?</i> a. 6 b. 8 c. 12 *d. 18</p>	<u>Ice Cream Flavors</u>	<u>Sauces</u>	<u>Toppings</u>	chocolate	chocolate	whipped cream	vanilla	strawberry	nuts	strawberry		sprinkles
<u>Ice Cream Flavors</u>	<u>Sauces</u>	<u>Toppings</u>											
chocolate	chocolate	whipped cream											
vanilla	strawberry	nuts											
strawberry		sprinkles											
3. List the possible combinations of two elements chosen from a given set (e.g., forming a committee of two from a group of 12 students; finding how many handshakes there will be among ten people if everyone shakes each other person's hand once).													

4.4.6 D. Discrete Mathematics - Vertex-Edge Graphs And Algorithms

Descriptive Statement: Vertex-edge graphs, consisting of dots (vertices) and lines joining them (edges), can be used to represent and solve problems based on real-world situations. Students should learn to follow and devise lists of instructions, called "algorithms," and use algorithmic thinking to find the best solution to problems like those involving vertex-edge graphs, but also to solve other problems.

Essential Questions	Enduring Understandings
<ul style="list-style-type: none"> ▪ How can visual tools such as networks (vertex-edge graphs) be used to answer questions? (4.5E1; 4.5E3)** ▪ How can algorithmic thinking be used to solve problems? 	<ul style="list-style-type: none"> ▪ Optimization is finding the best solution within given constraints. ▪ Algorithms can effectively and efficiently be used to quantify and interpret discrete information.

Areas of Focus	Comments and Examples
1. Devise strategies for winning simple games (e.g., start with two piles of objects, each of two players in turn removes any number of objects from a single pile, and the person to take the last group of objects wins) and express those strategies as sets of directions.	This is an area of focus in grade 5 and may be assessed at a higher level of understanding in grade 6.
2. Analyze vertex-edge graphs and tree diagrams: Can a picture or a vertex-edge graph be drawn with a single line? (degree of vertex); Can you get from any vertex to any other vertex? (connectedness)	
3. Use vertex-edge graphs to find solutions to practical problems: Delivery route that stops at specified sites but involves least travel; Shortest route from one site on a map to another.	

Standard 4.5 Mathematical Processes

All students will use mathematical processes of problem solving, communication, connections, reasoning, representations, and technology to solve problems and communicate mathematical ideas.

While no additional big ideas, essential questions, or enduring understandings are listed for this standard, the mathematical processes are imbedded in the content-specific ideas, questions, and understandings delineated for the first four standards. References to the relevant processes can be found above.

Focal points at this grade level are BOLDED
*Correct answer to a multiple-choice item
**Process Standard 4.5 imbedded in content

4.5 A. Problem Solving

Descriptive Statement: Problem posing and problem solving involve examining situations that arise in mathematics and other disciplines and in common experiences, describing these situations mathematically, formulating appropriate mathematical questions, and using a variety of strategies to find solutions. Through problem solving, students experience the power and usefulness of mathematics. Problem solving is interwoven throughout the grades to provide a context for learning and applying mathematical ideas.

Areas of Focus	Comments and Examples
1. Learn mathematics through problem solving, inquiry, and discovery.	Instructional Focus: <ul style="list-style-type: none"> This CPI is largely an instructional CPI and is not directly assessed on statewide assessments.
2. Solve problems that arise in mathematics and in other contexts: Open-ended problems; Non-routine problems; Problems with multiple solutions; Problems that can be solved in several ways.	Assessment of this CPI is within the context of one or more of the content CPIs 4.1 through 4.4.
3. Select and apply a variety of appropriate problem-solving strategies (e.g., “try a simpler problem” or “make a diagram”) to solve problems.	Assessment of this CPI is within the context of one or more of the content CPIs 4.1 through 4.4.
4. Pose problems of various types and levels of difficulty.	Instructional Focus: <ul style="list-style-type: none"> This CPI is largely an instructional CPI and is assessed within the context of one or more of the content CPIs 4.1 through 4.4.
5. Monitor their progress and reflect on the process of their problem solving activity.	Assessment of this CPI is within the context of one or more of the content CPIs 4.1 through 4.4.
6. Distinguish relevant from irrelevant information, and identify missing information.	Instructional Focus: <ul style="list-style-type: none"> This CPI was added by the State Board of Education on January 9, 2008.. Assessment of this CPI is within the context of one or more of the content CPIs 4.1 through 4.4.

4.5 B. Communication

Descriptive Statement: Communication of mathematical ideas involves students’ sharing their mathematical understandings in oral and written form with their classmates, teachers, and parents. Such communication helps students clarify and solidify their understanding of mathematics and develop confidence in themselves as mathematics learners. It also enables teachers to better monitor student progress.

Areas of Focus	Comments and Examples
1. Use communication to organize and clarify mathematical thinking: Reading and writing; Discussion, listening, and questioning.	Assessment of this CPI is within the context of one or more of the content CPIs 4.1 through 4.4.
2. Communicate mathematical thinking coherently and clearly to peers, teachers, and others, both orally and in writing.	Assessment of this CPI is within the context of one or more of the content CPIs 4.1 through 4.4.
3. Analyze and evaluate the mathematical thinking and strategies of others.	Assessment of this CPI is within the context of one or more of the content CPIs 4.1 through 4.4.
4. Use the language of mathematics to express mathematical ideas precisely.	Assessment of this CPI is within the context of one or more of the content CPIs 4.1 through 4.4.

4.5 C. Connections

Descriptive Statement: Making connections involves seeing relationships between different topics, and drawing on those relationships in future study. This applies within mathematics, so that students can translate readily between fractions and decimals, or between algebra and geometry; to other content areas, so that students understand how mathematics is used in the sciences, the social sciences, and the arts; and to the everyday world, so that students can connect school mathematics to daily life.

Areas of Focus	Comments and Examples
1. Recognize recurring themes across mathematical domains (e.g., patterns in number, algebra, and geometry).	Assessment of this CPI is within the context of one or more of the content CPIs 4.1 through 4.4.
2. Use connections among mathematical ideas to explain concepts (e.g., two linear equations have a unique solution because the lines they represent intersect at a single point).	Assessment of this CPI is within the context of one or more of the content CPIs 4.1 through 4.4.
3. Recognize that mathematics is used in a variety of contexts outside of mathematics.	Instructional Focus: <ul style="list-style-type: none"> This CPI is largely an instructional CPI and is assessed within the context of one or more of the content CPIs 4.1 through 4.4.

Focal points at this grade level are BOLDED

*Correct answer to a multiple-choice item

**Process Standard 4.5 imbedded in content

4. Apply mathematics in practical situations and in other disciplines.	Assessment of this CPI is within the context of one or more of the content CPIs 4.1 through 4.4.
5. Trace the development of mathematical concepts over time and across cultures (cf. world languages and social studies standards).	Instructional Focus: <ul style="list-style-type: none"> This CPI is largely an instructional CPI and is assessed within the context of one or more of the content CPIs 4.1 through 4.4.
6. Understand how mathematical ideas interconnect and build on one another to produce a coherent whole.	Instructional Focus: <ul style="list-style-type: none"> This CPI is largely an instructional CPI and is assessed within the context of one or more of the content CPIs 4.1 through 4.4.

4.5 D. Reasoning

Descriptive Statement: *Mathematical reasoning is the critical skill that enables a student to make use of all other mathematical skills. With the development of mathematical reasoning, students recognize that mathematics makes sense and can be understood. They learn how to evaluate situations, select problem-solving strategies, draw logical conclusions, develop and describe solutions, and recognize how those solutions can be applied.*

Areas of Focus	Comments and Examples
1. Recognize that mathematical facts, procedures, and claims must be justified.	Instructional Focus: <ul style="list-style-type: none"> This CPI is largely an instructional CPI and is assessed within the context of one or more of the content CPIs 4.1 through 4.4.
2. Use reasoning to support their mathematical conclusions and problem solutions.	Assessment of this CPI is within the context of one or more of the content CPIs 4.1 through 4.4.
3. Select and use various types of reasoning and methods of proof.	This may be included in classroom enrichment activities at this grade level, but is more of a focus at secondary grade levels.
4. Rely on reasoning, rather than answer keys, teachers, or peers, to check the correctness of their problem solutions.	Assessment of this CPI is within the context of one or more of the content CPIs 4.1 through 4.4.
5. Make and investigate mathematical conjectures: Counterexamples as a means of disproving conjectures; Verifying conjectures using informal reasoning or proofs.	This may be included in classroom enrichment activities at this grade level, but is more of a focus at higher grade levels.
6. Evaluate examples of mathematical reasoning and determine whether they are valid.	This may be included in classroom enrichment activities at this grade level, but is more of a focus at secondary grade levels.

4.5 E. Representations

Descriptive Statement: *Representations refers to the use of physical objects, drawings, charts, graphs, and symbols to represent mathematical concepts and problem situations. By using various representations, students will be better able to communicate their thinking and solve problems. Using multiple representations will enrich the problem solver with alternative perspectives on the problem. Historically, people have developed and successfully used manipulatives (concrete representations such as fingers, base ten blocks, geoboards, and algebra tiles) and other representations (such as coordinate systems) to help them understand and develop mathematics.*

Areas of Focus	Comments and Examples
1. Create and use representations to organize, record, and communicate mathematical ideas: Concrete representations (e.g., base-ten blocks or algebra tiles); Pictorial representations (e.g., diagrams, charts, or tables); Symbolic representations (e.g., a formula); Graphical representations (e.g., a line graph).	Assessment of this CPI is within the context of one or more of the content CPIs 4.1 through 4.4.
2. Select, apply, and translate among mathematical representations to solve problems.	Assessment of this CPI is within the context of one or more of the content CPIs 4.1 through 4.4.
3. Use representations to model and interpret physical, social, and mathematical phenomena.	Assessment of this CPI is within the context of one or more of the content CPIs 4.1 through 4.4.

4.5 F. Technology

Descriptive Statement: Calculators and computers need to be used along with other mathematical tools by students in both instructional and assessment activities. These tools should be used, not to replace mental math and paper-and-pencil computational skills, but to enhance understanding of mathematics and the power to use mathematics. Students should explore both new and familiar concepts with calculators and computers and should also become proficient in using technology as it is used by adults (e.g., for assistance in solving real-world problems).

Areas of Focus	Comments and Examples
1. Use technology to gather, analyze, and communicate mathematical information.	Instructional Focus: <ul style="list-style-type: none"> This CPI is largely an instructional CPI and is assessed within the context of one or more of the content CPIs 4.1 through 4.4.
2. Use computer spreadsheets, software, and graphing utilities to organize and display quantitative information.	Instructional Focus: <ul style="list-style-type: none"> This CPI is largely an instructional CPI and is assessed within the context of one or more of the content CPIs 4.1 through 4.4.
3. Use graphing calculators and computer software to investigate properties of functions and their graphs.	Instructional Focus: <ul style="list-style-type: none"> This CPI is largely an instructional CPI and is assessed within the context of one or more of the content CPIs 4.1 through 4.4.
4. Use calculators as problem-solving tools (e.g., to explore patterns, to validate solutions).	Assessment of this CPI is within the context of one or more of the content CPIs 4.1 through 4.4.
5. Use computer software to make and verify conjectures about geometric objects.	Instructional Focus: <ul style="list-style-type: none"> This CPI is largely an instructional CPI and is assessed within the context of one or more of the content CPIs 4.1 through 4.4.
6. Use computer-based laboratory technology for mathematical applications in the sciences.	Instructional Focus: <ul style="list-style-type: none"> This CPI is largely an instructional CPI and is assessed within the context of one or more of the content CPIs 4.1 through 4.4.